

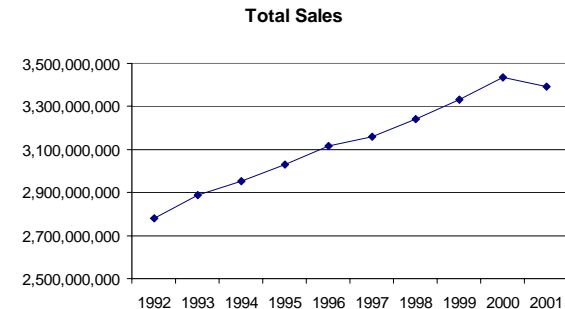
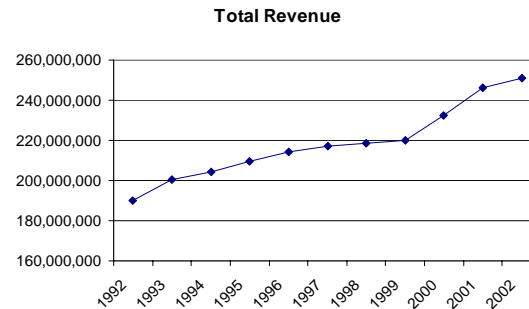
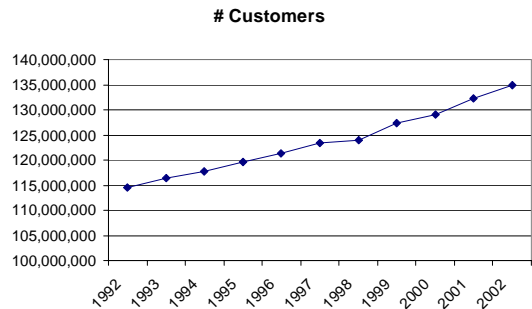
**The Scott Report on  
Electric, Gas & Water Utilities  
in the United States  
Sixth Edition**

Prepared by  
**Howard A. Scott, Ph.D.**

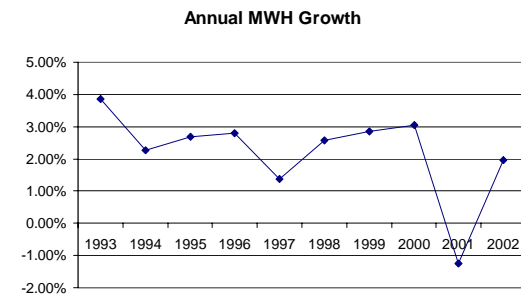
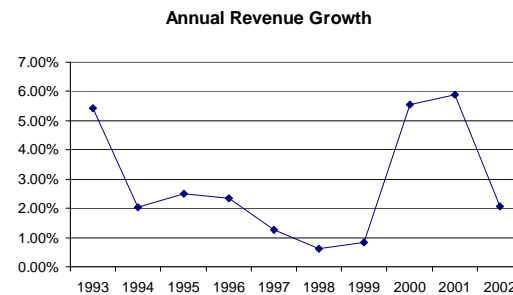
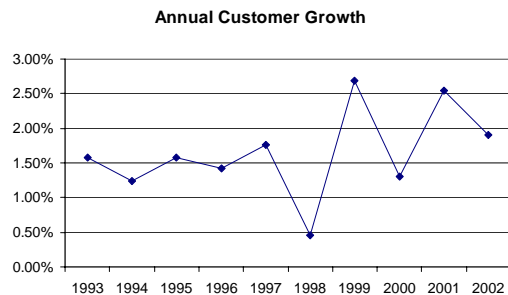
Electric Utilities  
 Characteristics of the Electric Utilities

Electric, Gas & Water  
 Utilities In the United States

The past eleven years have seen major changes for the electric utility industry. The charts below show how the number of customers, revenue and sales changed over this period.



Through these years, the number of customers, the revenue and the sales all grew, at the rates of 1.65%, 2.83% and 2.21% respectively. The annual growth for the above charts is shown below. There does not appear to be a consistent trend for revenue or sales growth, but customer growth has been at a relatively steady rate for the past ten years, but with wider fluctuation since 1997.



#### 4.13 25 Parent Electric Utilities with Most Customers

The pie charts and maps for the “Parent” distributions are not shown because they tend to add no new information.

Parent Utility	Ownership	Total # Cust.	Total Rev. k\$	Total Sales kKWH	Rev. per Cust \$	Rev. per sq.mi. \$	Cust per sq.mi.
Exelon Corp	Investor Owned	4,822,972	9,526,095	111,722,428	1,975	751,990	380.7
PG&E Corp	Investor Owned	4,738,022	7,953,564	49,830,092	1,679	113,829	67.8
Edison International	Investor Owned	4,461,485	8,608,129	54,391,384	1,929	167,136	86.6
American Electric Power Co Inc	Investor Owned	4,155,516	6,974,268	139,970,947	1,678	100,555	59.9
The Southern Company	Investor Owned	4,039,333	8,720,571	151,885,028	2,159	164,407	76.2
FPL Group	Investor Owned	4,019,814	7,027,748	95,542,625	1,748	453,338	259.3
FirstEnergy Corp	Investor Owned	3,799,376	8,562,430	97,407,879	2,254	243,127	107.9
Consolidated Edison Inc	Investor Owned	3,382,370	6,390,690	40,796,608	1,889	3,363,415	1,780.1
Xcel Energy Inc	Investor Owned	3,221,966	4,629,711	83,589,409	1,437	129,683	90.3
National Grid USA	Investor Owned	3,220,149	5,508,388	55,182,386	1,711	190,869	111.6
Progress Energy, Inc	Investor Owned	2,778,035	5,531,159	79,290,067	1,991	270,198	135.7
Oncor	Investor Owned	2,758,220	6,520,340	90,522,191	2,364	4,698,159	1,987.4
Entergy Corp	Investor Owned	2,596,821	6,147,703	101,703,041	2,367	161,677	68.3
Dominion Resources Inc	Investor Owned	2,419,232	4,717,602	73,393,198	1,950	339,844	174.3
Constellation Energy Group	Investor Owned	2,173,440	4,015,347	71,609,819	1,847	1,406,278	761.2
Duke Energy Corp	Investor Owned	2,159,296	4,345,189	75,362,408	2,012	384,806	191.2
DTE Energy Co	Investor Owned	2,132,404	3,493,500	48,345,861	1,638	469,774	286.7
Public Service Enterprise Group	Investor Owned	2,016,505	3,647,991	41,555,465	1,809	2,625,115	1,451.1
CenterPoint Energy	Investor Owned	1,886,279	3,206,931	37,439,334	1,700	582,160	342.4
Northeast Utilities	Investor Owned	1,801,345	3,502,840	36,976,694	1,945	306,976	157.9
Ameren Corp	Investor Owned	1,761,662	3,277,097	55,672,493	1,860	161,032	86.6
CMS Energy Corp	Investor Owned	1,721,887	2,529,822	35,958,982	1,469	93,283	63.5
Pepco Holdings Inc	Investor Owned	1,678,888	3,530,273	44,102,490	2,103	514,451	244.7
Allegheny Energy Inc	Investor Owned	1,574,536	2,513,222	46,586,171	1,596	85,047	53.3
ScottishPower	Investor Owned	1,534,515	2,304,325	47,029,924	1,502	16,121	10.7
<b>Overall Totals:</b>		<b>70,854,068</b>	<b>133,184,935</b>	<b>1,765,866,924</b>			
<b>Overall Ratios:</b>					<b>1,880</b>	<b>186,506</b>	<b>99.2</b>

## 10. Gas Utilities – Complete List

The following is a complete list of all local operating gas utilities in the U.S. They are listed by ownership type, then by state, and then alphabetically within each state.

### Gatherer

State	Operating Utility Name	State	Operating Utility Name	State	Operating Utility Name	State	Operating Utility Name
AL	Southern Gas Transmission Co	LA	Locust Ridge Gas Co	OK	Calumet Oil Company	TX	Oak Hill Pipeline LP
CO	Duke Energy Field Services LP	MI	Presque Isle E & G Group	OK	Crosstex Energy Services	TX	Petroleum Fuels Company
CO	J W Gathering Co	MS	Duke Energy Field Services LP	OK	Deisenroth Gas Prod Inc	TX	Ranger Gas Gathering L L C
CO	TCP Gathering Co	MS	Locust Ridge Gas Co	OK	Duke Energy Field Services LP	TX	Seacrest Company LLC
KS	Duke Energy Field Services LP	MT	Howell Petroleum Corp	PA	Andreassi Gas Co	TX	Texana P L Co JV
KS	Lumen Energy Corporation	NM	GPM Gas Corp	PA	Ppl Interstate Energy Co	UT	TCP Gathering Co
KS	Shawmar Oil & Gas Co Inc	NM	Pinnacle Natural Gas Co	TX	Brown Ind Gas Inc	WY	Duke Energy Field Services LP
LA	Duke Energy Field Services LP	NM	Williams Field Svc	TX	China Nome Gas Co		

### Integrated Oil & Gas

State	Operating Utility Name	State	Operating Utility Name	State	Operating Utility Name	State	Operating Utility Name
AK	Marathon Oil Co	AL	Phillips Pet Co E&P NA	LA	Texaco Explor & Prod Inc	TN	Cambridge Resources
AK	Phillips Alaska Inc	CA	Texaco Explor & Prod Inc	NC	North Carolina Nat Gas Corp	TN	Tennasco

### Interstate Pipeline

State	Operating Utility Name	State	Operating Utility Name	State	Operating Utility Name	State	Operating Utility Name
AL	Adjustment Pipeline Company	AR	Transunion Interstate P L	CO	Trailblazer P L Co	GA	Transcontinental Gas P L
AL	Enbridge Pipelines(Alatenn)Inc	AZ	Adjustment Pipeline Company	CO	Transcolorado Gas Trans Co	IA	Adjustment Pipeline Company
AL	Florida Gas Trans Co	AZ	El Paso Nat Gas Co	CO	Transwestern P L Co	IA	Alliance Pipeline
AL	Gulfstream Natural Gas System	AZ	Mojave P L Co	CO	Westgas Interstate	IA	ANR P L
AL	Lawrence Colbert Counties	AZ	Southern Trails Pipeline Company	CO	Williams Gas Pipeline Central	IA	Nat Gas P L Co of America
AL	Southern Nat Gas Co	AZ	Transwestern P L Co	CO	Wyoming Interstate Co	IA	Northern Border P L Co
AL	Tennessee Gas P L Co	CA	Adjustment Pipeline Company	CT	Algonquin Gas Trans Co	IA	Northern Nat Gas
AL	Texas Eastern Trans Corp	CA	Kern River Gas Trans Co	CT	Iroquois Gas Trans Sys LP	ID	Adjustment Pipeline
AL	Transcontinental Gas P L	CA	Mojave P L Co	CT	Tennessee Gas P L Co	ID	Northwest P L Corp
AL	USG Pipeline	CA	North Baja Pipeline Co	DE	Adjustment Pipeline Company	ID	PG&E Gas Transmission - NW
AR	Adjustment Pipeline Company	CA	Pacific Offshore P L Co	DE	Columbia Gas Trans Corp	IL	Adjustment Pipeline Company
AR	ANR P L	CA	Southern Trails Pipeline Company	DE	Eastern Shore Nat Gas Co	IL	Alliance Pipeline
AR	CMS Trunkline Gas Co	CA	Tuscarora Gas Transmission	DE	Texas Eastern Trans Corp	IL	ANR P L
AR	Mississippi River Trans Corp	CO	Adjustment Pipeline Company	FL	Florida Gas Trans Co	IL	Border Midwestern Co
AR	Nat Gas P L Co of America	CO	Colorado Interstate Gas Co	FL	Gulf South Pipeline Co LP	IL	CMS Trunkline Gas Co
AR	Ozark Gas Trans LLC	CO	El Paso Nat Gas Co	FL	Gulfstream Natural Gas System	IL	Guardian Pipeline
AR	Reliant Energy Gas Trans Co	CO	Kinder Morgan Int Gas Trans	FL	Southern Nat Gas Co	IL	Mississippi River Trans Corp
AR	Tennessee Gas P L Co	CO	KN Wattenberg Trans Ltd	GA	Adjustment Pipeline Company	IL	Nat Gas P L Co of America
AR	Texas Eastern Trans Corp	CO	Questar P L Co	GA	East Tennessee Natural Gas Co	IL	Northern Border P L Co
AR	Texas Gas Trans Corp	CO	Raton Gas Trans Inc	GA	Southern Nat Gas Co	IL	Northern Nat Gas

### 14.8 25 Native American Owned Water Utilities with Most Customers

Rank	PWSID	State	Name	Parent Name	Owner	Population	# Svc. Conn.
1	105300090	10	Tulalip-Port Susan Camping Club #1	Tulalip	Native American	2,500	2,650
2	105300091	10	Tulalip-Port Susan Camping Club #2	Tulalip	Native American	500	2,650
3	083890023	08	Belcourt-Turtle Mtn Rural Wtr	Belcourt-Turtle Mtn Rural Wtr	Native American	10,140	2,400
4	043740039	04	Cherokee Water System	Cherokee Water System	Native American	9,500	2,331
5	090400693	09	WMATUA Miner Flat	WMATUA	Native American	12,000	2,000
6	063501124	06	Zuni Pueblo	Zuni Pueblo	Native American	9,500	2,000
7	090400109	09	Salt River Public Works	Salt River Public Works	Native American	8,500	1,700
8	063500166	06	Santa Clara Pueblo	Santa Clara Pueblo	Native American	3,250	1,400
9	104101247	10	Warm Springs-Water Treatment Plant (CWS)	Warm Springs-Water Treatment Plant (CWS)	Native American	1,575	1,356
10	090400089	09	Ft. Yuma (Quechan)	Ft. Yuma (Quechan)	Native American	3,197	1,280
11	090400051	09	CRIT Regional Water System	CRIT Regional Water System	Native American	5,036	1,251
12	105300003	10	Tulalip-Water District #1	Tulalip	Native American	4,525	1,021
13	063500006	06	Jicarilla Apache/Dulce	Jicarilla Apache/Dulce	Native American	3,000	1,000
14	041200003	04	Seminole Utilities Hollywood	Seminole Tribe of Florida	Native American	1,669	959
15	063501001	06	Acoma Pueblo/ Main	Acoma Pueblo	Native American	4,363	900
16	084990002	08	Uriah Heeps Spring Water Syst.	Uriah Heeps Spring Water Syst.	Native American	3,000	900
17	083890007	08	Fort Yates Water System	Little Eagle Water System	Native American	3,408	852
18	090400676	09	Cocopah Bend RV & Golf Resort	Cocopah Bend RV & Golf Resort	Native American	100	805
19	080890001	08	Ignacio-Southern Ute RWS	Ignacio-Southern Ute RWS	Native American	3,600	800
20	063503109	06	Isleta Pueblo/Westside	Isleta Pueblo	Native American	3,800	800
21	090400206	09	Tuba City Community - NTUA	NTUA	Native American	8,234	800
22	020000008	02	Cattaraugus Water	Cattaraugus Water	Native American	2,400	725
23	090605126	09	Hoopa Valleywide System	Hoopa Valley Public Utilities District	Native American	2,900	719
24	090600226	09	Big River Resort	Big River Resort	Native American	3,000	700
25	063503111	06	Laguna Pueblo/Laguna Valley	Laguna Pueblo	Native American	2,869	700
<b>Overall Totals:</b>						<b>112,566</b>	<b>32,699</b>